



**Karndean**  
Designflooring

Floors for living

*Designed for life*



# The Karndean difference

**Globally inspired, locally crafted luxury:**

Nature's finest materials from around the world, expertly recreated for your home.

**Artisanal details in every plank:**

Meticulously crafted designs with handcrafted embosses and striking bevelled edges.

**Proven durability:**

Tested to endure extreme conditions, ensuring long lasting performance.

**Lifetime warranty:**

Invest once and enjoy a floor that stands the test of time.

**Sustainable choice:**

Accredited by SEDEX for ethical and sustainable manufacturing.





# Contents

<b>Introduction</b> .....	<b>3</b>
The Karndean story .....	4
First steps .....	8
Next steps .....	9
Our ranges .....	10
Installation formats .....	12
Size guide .....	14
Laying patterns .....	15
<b>Wood</b> .....	<b>17</b>
At a glance .....	18
Knight Tile .....	23
Van Gogh .....	39
Art Select .....	59
<b>Herringbone</b> .....	<b>75</b>
At a glance .....	76
Knight Tile .....	79
Van Gogh .....	85
Art Select .....	95
<b>Stone</b> .....	<b>107</b>
At a glance .....	108
Knight Tile .....	111
Van Gogh .....	119
Art Select .....	129
<b>Abstract</b> .....	<b>139</b>
At a glance .....	140
Heritage Collection .....	143
Kaleidoscope .....	155
<b>Product overview</b> .....	<b>165</b>
Design elements .....	184
<b>Information</b> .....	<b>189</b>
Caring for your floor .....	190
Sub-floor preparation .....	191
Find a retailer .....	192
Visit our showroom in Evesham .....	193
Get the look .....	194
As seen in .....	196
Karndean Evolve® .....	200

# The Karndean story

Proudly family-owned. 50 years and counting.

We've been in the flooring business for over 50 years, but our commitment and craftsmanship has always been focused on a single product: beautifully designed luxury vinyl.



Smokey the Great Dane features on the Karndean logo



## Building from the ground up

It was 1973 when our founder, Mike Walker, started a small business from his family home. A flooring installer, his goal was to make the products more widely accessible. It wasn't long before he recognised the immense potential of luxury vinyl, which would allow him to create beautifully designed flooring that was also durable and easy to maintain.

## Bringing inspiration to life

Mike set out in his van with some samples and his faithful Great Dane, Smokey, to visit customers and carve a niche in the flooring market. He travelled the world for inspiration, seeking to bring the beauty of nature into people's homes by pioneering the strikingly realistic replication of wood and stone – a defining quality of our designs to this day.



## The luxury vinyl leader

Today, Karndean Designflooring has more than 500 employees and offices around the globe. But while a lot has changed since 1973, innovation, bold thinking and a trailblazing spirit are embedded in our DNA. We proudly uphold Mike Walker's vision and values, creating beautiful flooring you'll love for a lifetime.

# Designed for *peace of mind*



## Durable

The elegance of natural material with the resilience of luxury vinyl.



## Low maintenance

Easy to clean with no need for sealing, staining or varnishing.



## Waterproof

No swelling, cracking or warping when wet.



## Comfortable underfoot

Softer and warmer than natural wood or stone flooring.



### Realistic wood and stone designs

Designed in-house to authentically replicate the look of natural materials.



### Hygienic

Keeps dust, dirt, and allergens out - perfect for pets and kids.



### Lifetime warranty\*

All our residential floors come with a 35 year warranty.



### K-Guard+®

Built-in scuff and stain resistance, no additional treatment needed.

\* <20 yr commercial

# First steps...

Choosing a floor is a big life decision. So we're here to help you make it exciting, not overwhelming. Follow these simple steps to find the perfect floor you'll love for years to come.



## Wood, stone or abstract

Love the natural beauty of wood, the classic elegance of a stone, or something a bit more daring? Pick a floor that feels just right for you.

## Consider your budget

Each of our ranges is designed with different price points in mind. Turn the page to find the one that fits yours.



## Installation formats

Depending on your space and needs, we offer different fitting formats, gluedown and rigid core. Find out more on page 12.

## Choose your size and pattern

From classic layouts to striking patterns, the size and pattern you choose can completely change the look and feel of your room (see pages 14 and 15).



## Choose your colour

Light and airy or rich and dramatic? Our 'At a glance' pages will guide you to shades that suit your style and space.



## Next steps...

Now that you've explored the possibilities, it's time to take the next step toward bringing your vision to life.



### Visit our website

Explore our full range of designs, get more inspiration, and dive deeper into the details of every option. Our website is full of helpful tools to guide you.



### Floorstyle - Room visualiser tool

Bring your design ideas to life with our interactive room viewer, Floorstyle. Upload a picture of your room, get creative and explore your options.



### Order samples

Still undecided? Order samples to feel the textures, see the colours in person, and get a real sense of how your floor will look in your home.



### Find a retailer

Ready to make your choice? Use our store locator to find a trusted retailer near you or visit our showroom for expert advice and help you with your final decision.




# Our ranges

We know style is personal, and every space is unique. To help you find the perfect floor for your home, explore what each of our ranges has to offer.



13 NEW DESIGNS



## ■ Knight Tile

£ - ENTRY RANGE



Gluedown




Rigid core

Wear layer: 0.3mm

Knight Tile offers wood and stone designs at an entry level price. With a wide range of sizes, styles and colours, you're sure to find something here that you love.

- Flat edges for a seamless look across the floor
- Available in gluedown and rigid core installation format
- Herringbone, plank and tile available

[Explore all Knight Tile colours on page 166](#)



## ■ Van Gogh

££ - MID RANGE



Gluedown



Rigid core

Wear layer: 0.55mm

Van Gogh is our popular mid-priced range, featuring a wide selection of designs. From European oaks to salvaged timbers, the mix of classic yet contemporary products in our Van Gogh range suits every style and décor.

- Micro bevelled edges
- Textured emboss
- Gluedown and rigid core installation formats available

[Explore all Van Gogh colours on page 170](#)



## ■ Art Select

£££ - PREMIUM RANGE

 Gluedown

Wear layer: 0.7mm

Art Select is our premium range offering bespoke, handcrafted designs inspired by the highest quality wood and stone species. The pinnacle of design excellence.

- Unique embossing and texture
- Distinct bevelled edges
- Captivating designs

[Explore all Art Select colours on page 176](#)



## ■ Heritage Collection

£££ - PREMIUM RANGE

 Gluedown

Wear layer: 0.55mm

Designed to give the opulent look of classic geometric tiles, the Heritage Collection features a selection of striking monochrome designs to beautifully blended traditional patterns.

- Classic heritage tile patterns
- Optional perimeter borders
- Monochrome and pastels available

[Explore all Heritage Collection colours on page 182](#)



## ■ Kaleidoscope

£££ - PREMIUM RANGE

 Gluedown

Wear layer: 0.3 - 0.7mm

Our Kaleidoscope range can help you achieve 3D impact, movement and visual contrast, allowing shapes and patterns to work in both small and large spaces alike.

- Trompe l'oeil effect
- Multiple shapes to choose from
- Wood and stone look designs

[Explore all Kaleidoscope colours on page 183](#)

# Installation formats



## GLUEDOWN

### Choose gluedown when...

- You want to create your floor, with different laying patterns, design strips and decorative borders.
- You want to be able to mix stone and wood designs to create a completely bespoke floor.
- You have a completely flat, dry subfloor, prepared by a flooring specialist.
- Available in Art Select, Van Gogh, Knight Tile, Heritage Collection and Kaleidoscope.



Individually  
replaceable



Design  
capabilities



No expansion  
gap required



Individual glued  
down planks



We offer two installation options: gluedown and rigid core. Each has its benefits, and we'll help you choose the right one based on your space and needs.



#### RIGID CORE

#### Choose rigid core when...

- You want superior acoustics, such as in loft conversions or upstairs rooms.
- You want a quick installation.
- You want to install over an existing floor such as ceramic tiles, floorboard, or uneven subfloor.
- You have a damp subfloor, sometimes found in new builds or extensions.
- Available in Van Gogh and Knight Tile.



5G® or 2G™  
click-locking  
mechanism



Reduces noise  
transfer



Quick and easy  
to install



Installs over  
most existing  
hard floors



# Plank & tile sizes

We have a variety of plank and tile sizes to suit every space. Whether you're looking for a bold spacious look or a more intricate, detailed design, we've got options to fit your style.

**Large Plank**  
56" x 9"

**Plank**  
48" x 4.5" / 7"

**Small Plank / Large Herringbone**  
36" x 6"  
28" x 4.5" / 7"

**Herringbone / Parquet**  
18" x 3" / 4.5" / 9" x 3"

**Large Tile**  
18" x 36"

**Tile**  
12" x 18"  
18" x 18" / 24"

Look out for this symbol throughout the brochure to show which sizes are available.


# Laying patterns

There are endless ways to lay your floor, each offering a unique look. Here's a guide to show you the different patterns you can choose from to make your space truly your own.

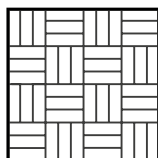
---

## WOOD

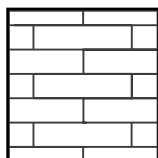
---



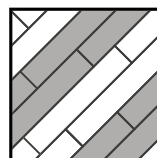
**Basketweave**  
Gluedown



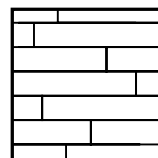
**Block**  
Gluedown



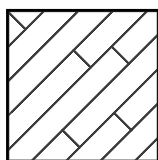
**Brick**  
Dual



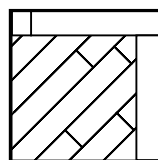
**Striped (2-colour)**  
Dual




**Staggered**  
Dual



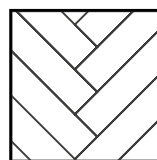
**Diagonal**  
Dual



**Diagonal with border**  
Gluedown



**Herringbone**  
Dual




**Large Herringbone**  
Gluedown


---

## STONE

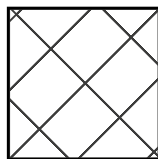
---



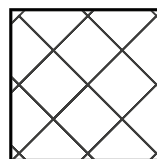
**Diagonal**  
Dual



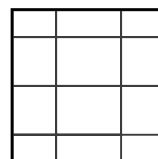
**Striped (2-colour)**  
Dual




**Diamond**  
Gluedown



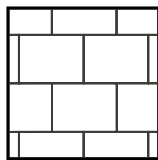
**Square diamond**  
Gluedown



**Grid**  
Gluedown



**Herringbone**  
Gluedown



**Brick**  
Dual

“Wood is universally beautiful to man. It is the most humanly intimate of all materials.”

**Frank Lloyd Wright**

American architect & designer

---

INSTALLATION



**Gluedown**



**Rigid core**

---

FEATURES



**Natural wood grain emboss**



**Handscraped**



**Available in herringbone**

---

SIZES



**Large plank**



**Standard plank**



**Small plank**



**Herringbone plank**



**Large tile**



**Small tile**

These are size guides only. For full size availability, please refer to page 14.

---

At a glance . . . . .	18
Knight Tile . . . . .	23
Van Gogh . . . . .	39
Art Select . . . . .	59


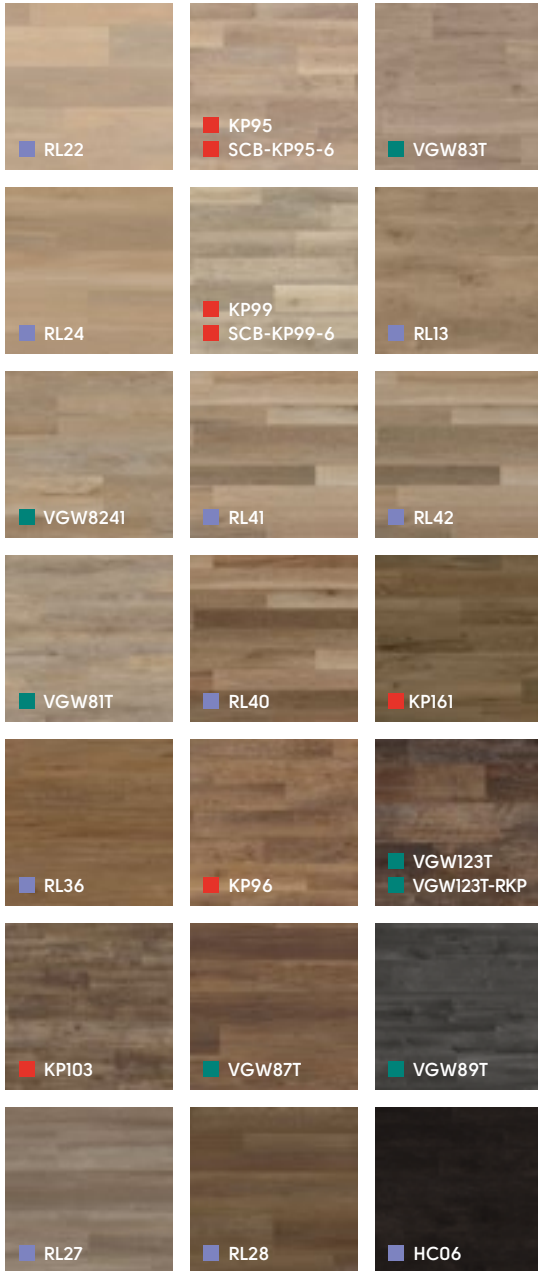


Wood

# At a glance


Start with this quick guide to our wood collection, then explore each colour tone to find your perfect shade. It features both our rigid core and gluedown planks. For the full list of matching herringbone options, please see page 76.





# At a glance

Start with this quick guide to our wood collection, then explore each colour tone to find your perfect shade. It features both our rigid core and gluedown planks. For the full list of matching herringbone options, please see page 76.





■ Canyon Oak RL25



■ Coastline Oak KP147



■ Pale Limed Oak KP94



■ Lime Washed Oak KP99



■ Rose Washed Oak KP95



■ Grey Limed Oak KP138



■ Honey Limed Oak KP155

# *Knight Tile*

Knight Tile offers beautiful, durable wood-look flooring at an accessible price, making the warmth and character of natural wood achievable for every home.



## Lime Washed Oak KP99



Available in herringbone  
See page 81

With loads of variation in colour tones from plank to plank, this floor looks choppier than most when laid - perfect if you're going for a contemporary Scandinavian look.

**Size:** 915mm x 152mm (36" x 6")

**Thickness:** 2.0mm

**Wear layer:** 0.3mm

**Bevel:** No





# Light & neutral


Soft and timeless, light neutral tones bring an airy, understated elegance to any space: creating a clean, open look that pairs beautifully with any décor.




Dutch Limed Oak  
KP154




Coastline Oak  
KP147



Lime Washed Oak  
KP99



Rose Washed Oak  
KP95




Grey Limed Oak  
KP138



## Quick & easy fit

Many of our Knight Tile designs are available in a rigid core, click-locking, fitting format. Ideal for installing over most existing hard floors with added acoustic benefits.

Look out for the  icon



Paired with design strip DS12 3mm



## Washed Scandi Pine KPI32

If you're looking for a fresh, neutral canvas for your contemporary Scandi style, the subtle blend of white tones in our Washed Scandi Pine are a great place to start.

**Size:** 915mm x 152mm (36" x 6")

**Thickness:** 2.0mm

**Wear layer:** 0.3mm

**Bevel:** No

# Light & cool

Cool, pale hues offer a fresh, contemporary feel, perfect for brightening rooms with modern style and giving smaller spaces a crisp, spacious appearance.



White Painted Oak  
KPI05



Washed Scandi Pine  
KPI32



Nordic Limed Oak  
KPI53



Norfolk Acacia  
KPI59



## Visualise it first

See your future floor with our interactive room viewer, Floorstyle. If you see a colour you like, try it from the comfort of your own couch. Upload a picture of your room and get creative. Explore your options by changing your laying pattern and colours.



# Mid & warm

Mid-tone warm shades add inviting richness and natural depth, bringing comforting character and a grounded feel to interiors without overpowering the space.



Wells Acacia  
KP160




Natural Studio Oak  
KP151



Natural Character Oak  
KP145



Classic Limed Oak  
KP97



Pale Limed Oak  
KP94



Mid Limed Oak  
KP96





## Wells Acacia

KP160



Available in herringbone  
See page 81

Wells Acacia balances light and dark with rich, medium brown tones and natural texture. Its subtle knots and warm character bring timeless appeal and soft elegance to any room.

**Size:** 915mm x 152mm (36" x 6")

**Thickness:** 2.0mm

**Wear layer:** 0.3mm

**Bevel:** No





Russet Character Oak  
KP163

Inspired by reclaimed planks from an old wind-powered sawmill in Amsterdam, this design offers a deep, antique feel. Its rich russet tones add warmth and character to any space, making it the perfect choice for those seeking a classic yet timeless look.




**Size:** 915mm x 152mm (36" x 6")

**Thickness:** 2.0mm

**Wear layer:** 0.3mm


**Bevel:** No



Traditional Character Oak  
KPI46



Honey Limed Oak  
KPI55




Russet Character Oak  
KPI63



# Mid & neutral

Refined and effortlessly elegant, mid-neutrals offer timeless balance. Their soft sophistication brings quiet luxury to any space: polished, poised, and endlessly versatile.




Washed Character Oak  
KPI144



Light Worn Oak  
KPI104



Cocoa Limed Oak  
KPI165



Duxbury Acacia  
KPI161



## Design tip

Make an impact across a room using the full sized planks of our Knight Tile range to create a timeless herringbone design, ideal for contemporary and classic interiors alike.





## Cocoa Limed Oak

### KP165



Available in herringbone  
See page 82

Cocoa Limed Oak offers timeless warmth and versatility. Carefully selected European boards feature balanced grain and rich cocoa tones, enhanced by subtle liming for a sophisticated, inviting look in any interior.

**Size:** 915mm x 152mm (36" x 6")

**Thickness:** 2.0mm

**Wear layer:** 0.3mm

**Bevel:** No





Quayside Oak  
KP148

Inspired by a batch of reclaimed wooden floorboards, this design was selected for its distressed features. The visible cracks and worn appearance introduce a rustic element to the Knight Tile range.

**Size:** 915mm x 152mm (36" x 6")

**Thickness:** 2.0mm

**Wear layer:** 0.3mm

**Bevel:** No

## Mid & cool

Balanced mid-tones and cool undertones, offer a calm, stylish and versatile look that blends modern sophistication with natural charm.



Grey Studio Oak  
KP152



Quayside Oak  
KP148



## Visualise it first

See your future floor with our interactive room viewer, Floorstyle. If you see a colour you like, try it from the comfort of your own couch. Upload a picture of your room and get creative. Explore your options by changing your laying pattern and colours.




# Dark & warm

Bold, beautiful, and bursting with character, dark warm shades turn up the drama while keeping things classy, cosy, and full of personality.



Mid Worn Oak  
KP103



Nutmeg Limed Oak  
KP164



Aged Oak  
KP98



## *Lighting matters*

Place your full-size samples in an area of your room to view them throughout all times of the day, as the varying lighting can change the look of your floor.



## Nutmeg Limed Oak

KP164



Available in herringbone  
See page 82

Whether you're aiming for a modern or traditional look, Nutmeg Limed Oak is a versatile choice that brings a natural, welcoming atmosphere to your space. Offering a timeless appeal with a rich colour wash that adds warmth and depth to any room.

**Size:** 915mm x 152mm (36" x 6")

**Thickness:** 2.0mm

**Wear layer:** 0.3mm

**Bevel:** No






■ French Oak VGW85T



■ Greige Oak VGW110T



■ Country Oak VGW81T



■ Canadian Nude Oak VGW8117



■ Auckland Oak VGW52T

# Van Gogh

Karndean Van Gogh captures the rich textures and authentic beauty of real wood, offering a durable, easy-care flooring solution that feels warm and natural in any space.


## Look out for...



**Natural wood grain emboss,** which follows the natural grain pattern of the wood, creating a highly authentic texture that you can both see and feel.

# Light & warm

Bathed in gentle golden hues, light warm tones exude quiet luxury, inviting warmth and understated elegance that brighten spaces with a soft, sun-kissed glow.



Canadian Nude Oak  
VGW8117




Warm Ash  
VGW8103



Natural Prime Oak  
VGW115T



French Oak  
VGW85T



Warm Brushed Oak  
VGW121T



## Play with scale

Our Warm Brushed Oak design is available in two different sizes. Use the large format plank to create a sense of space, add interest using the large herringbone or combine the two over separate areas for a subtle zoning effect.





## Warm Brushed Oak VGW12IT



Available in herringbone  
See page 91

This minimalist wood design would perfectly complement a clean interior but would likewise work well with a more extravagant décor, toning down bright colour or busy prints.

**Size:** 1422mm x 228mm (56" x 9")

**Thickness:** 3.0mm

**Wear layer:** 0.55mm

**Bevel:** Micro





*See it in  
your space*

Try out Floorstyle  
room visualiser.



## Texas White Ash

**VGW8105**



Available in herringbone  
See page 88

Texas White Ash features a light neutral tone with straight grain detailing and natural highlights from the original inspiration wood offering a crisp, clean finish to any home.

**Size:** 1422mm x 228mm (56" x 9")

**Thickness:** 3.0mm

**Wear layer:** 0.55mm

**Bevel:** Micro



# Light & neutral

Soft and timeless, light neutral tones bring an airy, understated elegance to any space, creating a clean, open look that pairs beautifully with any décor.



Blush Oak  
VGW107T



Texas White Ash  
VGW8105



Grey Brushed Oak  
VGW120T



Neutral Brushed Oak  
VGW126T



Griege Oak  
VGW110T



Blond Farmhouse Oak  
VGW136T





## Silver Farmhouse Oak VGW137T

Inspired by traditional painted floorboards sourced from Holland, Silver Farmhouse Oak introduces a truly modern interpretation with light tonal colour variation and distinctive worn patina finish.

**Size:** 1219mm x 178mm (48" x 7")

**Thickness:** 3.0mm

**Wear layer:** 0.55mm

**Bevel:** Micro

# Light & cool

Cool, pale hues offer a fresh, contemporary feel, perfect for brightening rooms with modern style and giving smaller spaces a crisp, spacious appearance.



White Washed Oak  
VGW80T



Silver Farmhouse Oak  
VGW137T



Light Country Oak  
VGW139T



Light Distressed Oak  
VGW111T



Cool Grey Oak  
VGW113T



Texas Grey Ash  
VGW8239



# Mid & warm

Mid-tone warm shades add inviting richness and natural depth, bringing comforting character and a grounded feel to interiors without overpowering the space.



Auckland Oak  
VGW52T



Classic Oak  
VGW86T



Wellington Oak  
VGW53T



Hessian Oak  
VGW93T



Honey Oak  
VGW94T



*See it in your space*

Try out Floorstyle room visualiser.





## Classic Oak VGW86T

For a really classic look to your space, but with none of the challenges of maintaining an oak timber floor. The traditional oak grain has a rich mix of warm, variable tones for a really authentic traditional look.

**Size:** 1219mm x 178mm (48" x 7")

**Thickness:** 3.0mm

**Wear layer:** 0.55mm

**Bevel:** Micro





## Glenmore Oak

**VGW8237**



Available in herringbone  
See page 91

Developed from floorboards sourced from an old railway station tucked away in the Highlands of Scotland, Glenmore Oak features subtle variation and will suit a variety of interior styles.


**Size:** 1422mm x 228mm (56" x 9")

**Thickness:** 3.0mm

**Wear layer:** 0.55mm

**Bevel:** Micro






Baltic Limed Oak  
VGW811




Croftmore Oak  
VGW824



English Character Oak  
VGW815



Glenmore Oak  
VGW8237



Golden Brushed Oak  
VGW122T



Natural School Cedar  
VGW142T





**Distressed Oak**  
**VGW82T**

Distressed Oak has a pronounced grain with knot and line details in its design. An authentic rustic finish with none of the drawbacks of real timber makes for a great traditional style that works across a range of spaces.

**Size:** 1219mm x 178mm (48" x 7")

**Thickness:** 3.0mm

**Wear layer:** 0.55mm

**Bevel:** Micro



# Mid & neutral

Refined and effortlessly elegant, mid-neutrals offer timeless balance. Their soft sophistication brings quiet luxury to any space: polished, poised, and endlessly versatile.




Country Oak  
VGW81T




Distressed Oak  
VGW82T



Frosted Birch  
VGW83T



Baltic Washed Oak  
VGW8101



Smoked School Cedar  
VGW138T




*Redefine your space*


Changing the angle your floor is laid at can have a huge impact on your space. Try a 45 degree angle to create a sense of flow to the room, or consider mix and matching laying patterns if you have a large open plan space to create subtle zoning.



Hayfield Oak  
VGW8241




Canadian Urban Oak  
VGW8116




Smoked Butternut  
VGW8107



Aviemore Oak  
VGW8242



Washed Grey Ash  
VGW8104



Baltic Mistral Oak  
VGW8112





## Canadian Urban Oak VGW816



Available in herringbone  
See page 88

Like our Canadian Nude Oak, Canadian Urban Oak is a neutral wood, which has been lightly brushed to enhance the natural, light colouring.

**Size:** 1422mm x 228mm (56" x 9")

**Thickness:** 3.0mm

**Wear layer:** 0.55mm

**Bevel:** Micro

## Mid & cool

Smooth, sleek, and totally on-trend, mid-cool tones give your space a relaxed edge that's effortlessly cool without trying too hard.



Misty Grey Oak  
VGW112T



Shadow Oak  
VGW124T



## Visualise it first

See your future floor with our interactive room viewer, Floorstyle. If you see a colour you like, try it from the comfort of your own couch. Upload a picture of your room and get creative. Explore your options by changing your laying pattern and colours.





## Shadow Oak VGW124T

Sourced from ancient British woodland, Shadow Oak is a contemporary light blue-grey colour and has an even tone providing a neutral palette on which to base the rest of your home interior décor.

**Size:** 1422mm x 228mm (56" x 9")

**Thickness:** 3.0mm

**Wear layer:** 0.55mm

**Bevel:** Micro



## Salvaged Barnwood VGW123T

Salvaged Barnwood incorporates a range of features throughout the floor, from its unique saw marks to rustic stress fractures. This deep reclaimed wood has hues alternating between warm to dark.

**Size:** 1422mm x 228mm (56" x 9")

**Thickness:** 3.0mm

**Wear layer:** 0.55mm


**Bevel:** Micro






# Dark & dramatic

Bold and full of character, these darker shades dial up the drama with confident style. Whether cool or warm, they create striking spaces that feel refined, expressive, and effortlessly sophisticated.




Smoked Oak  
VGW70T




Antique French Oak  
VGW810



Walnut  
VGW87T



Salvaged Barnwood  
VGW123T




Ebony  
VGW89T



*See it in your space*  
Try out Floorstyle room visualiser.



■ Cotton Oak RL38 with DS04 3mm



■ Savannah Oak RL23



■ Summerhouse Ash RL40



■ Salon Oak RL13



■ Clay Artisan Oak RL29



■ Golden Artisan Oak RL31

# Art Select

Inspired by nature's most beautiful woods, Art Select wood floors combine authentic texture and warmth with durable, low-maintenance performance

Look out for...



**Natural wood grain emboss**, which follows the natural grain pattern of the wood, creating a highly authentic texture that you can both see and feel.



**Handscraped** with gently undulating textures that mimic the look and feel of traditional wood craftsmanship.



## Canterbury Ash RL41

Canterbury Ash features warm golden tones and a fine grain, celebrating the eco-heritage of Kent Downs ash, now threatened by ash dieback disease.

**Size:** 1219mm x 114mm (48" x 4.5")

**Thickness:** 3.0mm

**Wear layer:** 0.7mm

**Bevel:** Standard

# Light & warm

Bathed in gentle golden hues, light warm tones exude quiet luxury, inviting warmth and understated elegance that brighten spaces with a soft, sun-kissed glow.



Pale Artisan Oak  
RL32



Damask Oak  
RL35



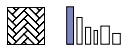
Mountain Oak  
RL22



Savannah Oak  
RL23



Dune Oak  
RL24



Canterbury Ash  
RL41



# Light & neutral

Soft and timeless, light neutral tones bring an airy, understated elegance to any space, creating a clean, open look that pairs beautifully with any décor.




Cotton Oak  
RL38



Clay Artisan Oak  
RL29



Glacier Oak  
RL21



Basque Oak  
RL26



## Visualise it first

See your future floor with our interactive room viewer, Floorstyle. If you see a colour you like, try it from the comfort of your own couch. Upload a picture of your room and get creative. Explore your options by changing your laying pattern and colours.





## Basque Oak

**RL26**



Available in herringbone  
See page 99

Inspired by a sample of Holm Oak from the Basque region of Spain, our designers have enhanced the beautiful natural grain with a lightly scraped and brushed effect.

**Size:** 1422mm x 228mm (56" x 9")

**Thickness:** 3.0mm

**Wear layer:** 0.7mm

**Bevel:** Standard



## Style it your way

Love the honey tones of Spring Oak?


This colourway is available in three different styles: large plank, herringbone and basketweave.

Choose the design that best suits your style, or mix and match to flow from room to room.



## Spring Oak

RL01

 Available in herringbone  
See page 100

This classic pale blonde oak brings an airy, fresh feel to any room. Its gently moulded surface recreates the traditional look and feel of hand-scraped timber.

**Size:** 1219mm x 178mm (48" x 7")

**Thickness:** 3.0mm

**Wear layer:** 0.7mm

**Bevel:** Standard



# Mid & warm

Mid-tone warm shades add inviting richness and natural depth, bringing comforting character and a grounded feel to interiors without overpowering the space



Golden Artsian Oak  
RL31



Prairie Oak  
RL20




Tolsford Ash  
RL42



Spring Oak  
RL01



Reclaimed Chestnut (Random Plank)  
RPL-EW21



Reclaimed Chestnut  
EW21






Natural Oak  
RL48




Canyon Oak  
RL25




Summerhouse Ash  
RL40



Morning Oak  
HC02



Merino Oak  
RL36



Summer Oak  
RL02





## Natural Oak RL48

With warm golden oak tones, a linear grain and subtle knot details, Natural Oak offers gentle variation from plank to plank for a truly authentic look, highlighted by its slimline format.

**Size:** 1219mm x 114mm (48" x 4.5")

**Thickness:** 3.0mm

**Wear layer:** 0.7mm


**Bevel:** Standard

# Mid & neutral

The ultimate all-rounder—mid-neutrals strike the perfect balance. Not too light, not too dark, just right for creating calm, versatile spaces with effortless style.



Limed Linen Oak  
RL47




Salon Oak  
RL13



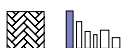
Castle Hill Ash  
RL39



Tweed Oak  
RL37



Bellota Oak  
RL27



## Edge with style

Our design strips can be used to create keyline or tramline borders around the edge of your room for a subtle design feature to frame the space or for more of a statement, incorporate a decorative border.



Paired with design strip DS06 10mm

## Bellota Oak

RL27



Available in herringbone  
See page 103

Inspired by a sample of Holm Oak from the Basque region of Spain, our designers have enhanced the beautiful natural grain with a unique lightly scraped and brushed effect.

**Size:** 1422mm x 228mm (56" x 9")

**Thickness:** 3.0mm

**Wear layer:** 0.7mm

**Bevel:** Standard



Limesilk Oak  
RL46

The cool mid-toned grey colouring of Limesilk Oak is characterised by its striking undulating grain detail and impressive variation across the floor which is highlighted by the slimline plank format.

**Size:** 1219mm x 114mm (48" x 4.5")

**Thickness:** 3.0mm

**Wear layer:** 0.7mm

**Bevel:** Standard

# Mid & cool

Subtle mid-cool tones strike a perfect balance, sleek and sophisticated with a calm, modern edge that enhances contemporary spaces with quiet confidence.



Canvas Oak  
RL34



Dove Artisan Oak  
RL30



Limed Silk Oak  
RL46



Storm Oak  
RL12



Grey Artisan Oak  
RL33



*Lighting matters*

Consider the direction of natural daylight entering the room; a south-facing room receives consistent daylight throughout the day, while west-facing areas may have subdued morning light and intense afternoon light.

# Dark & dramatic

Rich, dark tones exude depth and luxury, instantly elevating interiors with bold contrast and a sense of refined, timeless sophistication.




Dawn Oak  
HC01




Hickory Nutmeg  
EW03




Serrano Oak  
RL28



Spanish Cherry  
RL05



Hickory Peppercorn  
EW02



Midnight Oak  
HC06







## Serrano Oak

RL28



Available in herringbone  
See page 104

Serrano Oak combines rich dark base tones with a unique handscraped emboss. Muted knots and a soft milky wash create a beautifully textured, luxurious floor with natural warmth and depth.

**Size:** 1422mm x 228mm (56" x 9")

**Thickness:** 3.0mm

**Wear layer:** 0.7mm

**Bevel:** Standard

“Form and function  
should be one, joined  
in a spiritual union”

**Frank Lloyd Wright**  
American Architect

INSTALLATION



**Gluedown**



**Rigid core**

FEATURES



**Natural wood grain emboss**



**HS Handscraped**



**Available in herringbone**

SIZES



**Large plank**



**Standard plank**



**Small plank**



**Herringbone plank**



**Large tile**



**Small tile**


These are size guides only. For full size availability,  
please refer to page 14.

At a glance . . . . .	76
Knight Tile . . . . .	79
Van Gogh . . . . .	85
Art Select . . . . .	95

# Herringbone

# At a glance

Start with this quick guide, showcasing our complete herringbone collection, then explore each colour tone to find your perfect shade.





■ Cocoa Limed Oak SM-KP165

HERRINGBONE



■ Washed Character Oak SM-KP144



■ Rose Washed Oak SM-KP95




■ Grey Limed Oak SM-KP138



■ Pale Limed Oak SM-KP94



■ Traditional Character Oak SM-KP146



■ Nutmeg Limed Oak SM-KP164

# *Knight Tile*

Knight Tile's herringbone designs blend classic sophistication with modern durability, all at a price that makes luxury flooring accessible to many.



Wells Acacia  
SM-KPI60

Wells Acacia in a herringbone plank blends soft elegance with a cosy, lived-in feel. The rich medium brown tones strike just the right balance between light and dark, creating a welcoming warmth throughout the space.

**Size:** 457mm x 76mm (18" x 3")

**Thickness:** 2.0mm

**Wear layer:** 0.3mm

**Bevel:** No



# Calm & neutral


A soothing palette of light and mid-tone shades that create a serene, balanced backdrop. These subtle neutrals bring warmth and versatility, perfect for grounding any space with understated elegance.



Dutch Limed Oak  
SM-KP154



Rose Washed Oak  
SM-KP95



Lime Washed Oak  
SM-KP99



Grey Limed Oak  
SM-KP138



Washed Character Oak  
SM-KP144



Wells Acacia  
SM-KP160



HERRINGBONE

# Natural & warm


A rich selection of warm, inviting shades that add depth and comfort without overpowering. These tones bring a cosy, natural feel, perfect for creating welcoming, timeless interiors.




Traditional Character Oak  
SM-KP146




Honey Limed Oak  
SM-KP155




Pale Limed Oak  
SM-KP94



Duxbury Acacia  
SM-KP161



Cocoa Limed Oak  
SM-KP165



Nutmeg Limed Oak  
SM-KP164





Paired with design strip DS10 10mm



## Duxbury Acacia SM-KP161

Duxbury Acacia in a herringbone plank brings rich depth and a moody sophistication to any space. Perfect for statement-making interiors, the herringbone format adds structure and style without losing the natural feel.

**Size:** 457mm x 76mm (18" x 3")

**Thickness:** 2.0mm

**Wear layer:** 0.3mm

**Bevel:** No




■ Grey Brushed Oak SM-VGW120T




■ Warm Brushed Oak SM-VGW121T



■ Texas White Ash SM-VGW8105



■ Antique French Oak SM-VGW8110



■ Avimore Oak SM-VGW8242

# Van Gogh

The Van Gogh Herringbone collection fuses classic craftsmanship with contemporary resilience, offering a stylish, sophisticated flooring choice in 28" x 7" or 18" x 4.5" sizes that stands the test of time.

## Look out for...



**Natural wood grain emboss,** which follows the natural grain pattern of the wood, creating a highly authentic texture that you can both see and feel.



Texas Grey Ash  
**SM-VGW8239**

With straight grain detailing and natural highlights from its original inspiration wood, Texas Grey Ash offers a light grey alternative with silver tones for a clean, contemporary look.



## Light & cool

Cool, pale hues offer a fresh, contemporary feel, perfect for brightening rooms with modern style and giving smaller spaces a crisp, spacious appearance.



Palazzo Marble  
SM-VGT2413



Texas Grey Ash  
SM-VGW8239



**Size:** 711mm x 178mm (28" x 7")

**Thickness:** 3.0mm

**Wear layer:** 0.55mm

**Bevel:** Micro

# Calm & neutral


A soothing palette of light and mid-tone shades that create a serene, balanced backdrop. These subtle neutrals bring warmth and versatility, perfect for grounding any space with understated elegance.




Texas White Ash  
SM-VGW8105



Neutral Brushed Oak  
SM-VGW126T



Grey Brushed Oak  
SM-VGW120T



Canadian Urban Oak  
SM-VGW8116



Hayfield Oak  
SM-VGW8241



Aviemore Oak  
SM-VGW8242







Hayfield Oak  
SM-VGW8241

Developed from floorboards from an old railway station tucked away in the Highlands of Scotland, Hayfield Oak features subtle colour variation with its interesting mix of worn brown and distressed grey tones.

**Size:** 457mm x 114mm (18" x 4.5")  
**Thickness:** 3.0mm  
**Wear layer:** 0.55mm  
**Bevel:** Micro





## Golden Brushed Oak SM-VGW122T

This attractive European oak design was chosen for its elegant mix of long, straight grain and soft, 'flowery' figuring. Warm honeyed tones and gentle tonal variation bring a contemporary edge to a classic look.

**Size:** 711mm x 178mm (28" x 7")


**Thickness:** 3.0mm

**Wear layer:** 0.55mm

**Bevel:** Micro

# Mid & warm

Mid-tone warm shades add inviting richness and natural depth, bringing comforting character and a grounded feel to interiors without overpowering the space.




Canadian Nude Oak  
SM-VGW8117




Warm Brushed Oak  
SM-VGW121T



Croftmore Oak  
SM-VGW8240



Golden Brushed Oak  
SM-VGW122T



Glenmore Oak  
SM-VGW8237



## Shape your space

With each of our herringbone designs also available in a large plank alternative, why not try a herringbone design to create a feature floor, complemented by its large plank companion throughout the rest of the house?

## Dark & warm

Rich, dark tones exude warmth and luxury - instantly elevating interiors with bold contrast and a sense of refined, timeless sophistication.



Antique French Oak  
SM-VGW8110



## Make a statement

For a subtle twist on the classic, a double plank herringbone adds character and visual interest to any space. Or for maximum impact, combine two or three different designs to really express your individuality and create a statement floor unique to you and your home.



Antique French Oak  
SM-VGW8110



The antique colouration in this wood design perfectly highlights the historical markings and tarnishing that you would see in real timber. Boasting individuality and character, this design is ideal for traditional styles.

**Size:** 457mm x 114mm (18" x 4.5")

**Thickness:** 3.0mm


**Wear layer:** 0.55mm

**Bevel:** Micro





■ Glacier Oak SM-RL21



■ Dawn Oak AP02




■ Prairie Oak SM-RL20



■ Morning Oak AP06



■ Savannah Oak SM-RL23



■ Spring Oak AP01

# Art Select

Inspired by nature's finest materials, Art Select Herringbone flooring combines timeless elegance with modern durability to create a lasting statement, available in 28" x 4.5", 18" x 3" or 9" x 3" sizes.

## Look out for...




**Natural wood grain emboss**, which follows the natural grain pattern of the wood, creating a highly authentic texture that you can both see and feel.



**Handscraped** with gently undulating textures that mimic the look and feel of traditional wood craftsmanship.

## Light & warm

Delicately radiant, light warm tones infuse spaces with a soft, golden glow, bringing natural elegance and a welcoming warmth that feels timeless yet effortlessly elevated.



Savannah Oak  
SM-RL23





Dune Oak  
SM-RL24



## Light it up

Do you have a lot of natural light in your space? Place your full-size samples in an area of your room to view them throughout all times of the day, as the varying lighting can change the look of your floor. The soft morning light enhances the lighter tones in the flooring, creating a cool hue. During mid-day, sunlight casts stronger shadows and a warm exposure on the floor.







## Mountain Oak SM-RL22

Mountain Oak is subtle and unassuming with gentle shades of colour ranging from pinky-creams to pastel grey-browns. This on-trend neutral provides an ideal base for a modern, minimalistic setting.

**Size:** 457mm x 76mm (18" x 3")

**Thickness:** 3.0mm

**Wear layer:** 0.7mm

**Bevel:** Standard





**Basque Oak**  
**SM-RL26**

Inspired by a sample of Holm Oak from the Basque region of Spain, our designers have enhanced the beautiful natural grain in a slimline plank with a unique lightly scraped and brushed effect.

**Size:** 711mm x 114mm (28" x 4.5")


**Thickness:** 3.0mm

**Wear layer:** 0.7mm

**Bevel:** Standard

# Light & neutral


Soft and timeless, light neutral tones bring an airy, understated elegance to any space, creating a clean, open look that pairs beautifully with any décor.




Clay Artisan Oak  
SM-RL29



Basque Oak  
SM-RL26



Glacier Oak  
SM-RL21



Mountain Oak  
SM-RL22



# Mid & warm


Mid-tone warm shades add inviting richness and natural depth, bringing comforting character and a grounded feel to interiors without overpowering the space.



Golden Artisan Oak  
SM-RL31



Prairie Oak  
SM-RL20



Spring Oak  
AP01



Spring Oak  
SBW-RL01



Salon Oak  
AP08



Morning Oak  
AP06





Salon Oak  
AP08

Salon Oak features muted brown tones with darker knot detailing, highlighting the unique character of oak. The handscraped emboss gives a fresh modern look softened by a touch of organic earthiness that will create a welcoming sense of wellbeing.

**Size:** 228mm x 76mm (9" x 3")

**Thickness:** 3.0mm

**Wear layer:** 0.7mm

**Bevel:** Standard



**Bellota Oak**  
**SM-RL27**

Bellota Oak features a blend of neutral mid-grey and beige tones with characterful dark knots which have been softly muted to enhance the beauty of the wood.

**Size:** 711mm x 114mm (28" x 4.5")

**Thickness:** 3.0mm

**Wear layer:** 0.7mm


**Bevel:** Standard

# Mid & contemporary


A versatile palette of mid-tone greys with a contemporary edge. These refined hues offer a clean, modern look that brings subtle depth and effortless style to any interior.



Dove Artisan Oak  
SM-RL30



Bellota Oak  
SM-RL27



Storm Oak  
AP07



Storm Oak  
SBW-RL12





*Our inspiration*

Drawing inspiration from a 400-year-old holm oak in the Basque country of Northern Spain, our Serrano Oak design is brought to life. Through the use of light scraping and brushing techniques, our designers have created a distinctive look, enhanced by a darker base layer for a rich and luxurious feel. The original wood was carefully lime-treated to highlight its beautiful flowery grain and linear patterns and hand-etched to replicate the wood grain in the natural material. Available in a 56" x 9" plank and a large format 28" x 4.5" herringbone to showcase the elegance of the design.



Serrano Oak  
SM-RL28

Presented in a contemporary slimline plank, Serrano Oak boasts a beautiful blend of warm red and dark chocolate tones which offer grounding appeal for a rich and luxurious finish.

**Size:** 711mm x 114mm (28" x 4.5")  
**Thickness:** 3.0mm  
**Wear layer:** 0.7mm  
**Bevel:** Standard




# Dark & rich


Deep, characterful tones that add sophistication and depth. This rich palette creates a sense of elegance, perfect for cosy, atmospheric interiors with lasting impact.



Serrano Oak  
SM-RL28




Spanish Cherry  
AP05



Dawn Oak  
AP02



Dawn Oak  
SBW-HC01



Midnight Oak  
AP03



*One colour,  
two ways*

Each of our herringbone designs are available in a large plank alternative, why not combine the two over separate areas for a subtle zoning effect.

“A stone is ingrained with geological and historical memories.”

**Andy Goldsworthy**

British sculptor and land artist

---

INSTALLATION



**Gluedown**



**Rigid core**

---

FEATURES



**Natural wood grain emboss**



**Handscraped**



**Available in herringbone**

---

SIZES



**Large plank**



**Standard plank**



**Small plank**



**Herringbone plank**



**Large tile**



**Small tile**

These are size guides only. For full size availability, please refer to page 14.

---


At a glance . . . . .	108
Knight Tile . . . . .	111
Van Gogh . . . . .	119
Art Select . . . . .	129







Stone

STONE

# At a glance

Start with this quick guide, showcasing our complete stone collection, then explore each colour tone to find your perfect shade.





■ Tortora Breccia Marble VGT3018 paired with design strip DS24 3mm



■ Portland Stone ST13  
with DS10 3mm



■ Natural Limestone ST33 with DS12 3mm




■ Grey Riven Slate ST16



■ Smoked Concrete ST22



■ River Marble ST31



■ Honed Pebble Slate ST20  
with DS10 3mm

# *Knight Tile*

STONE

Knight Tile delivers stunning, resilient stone-effect flooring with practical benefits and affordability, bringing timeless elegance within easy reach.

# Light & neutral

Soft and timeless, light neutral tones bring an airy, understated elegance to any space, creating a clean, open look that pairs beautifully with any décor.

NEW



Natural Limestone  
ST33




Ivory Riven Slate  
ST18



Natural Stone  
ST29



Bath Stone  
ST12



Portland Stone  
ST13



## Edge with style

Many of our Knight Tile designs have matching decorative borders, perfect for finishing your floor around the edge of the room.





Paired with design strip DS10 3mm

## Portland Stone ST13

Featuring a realistic limestone design, Portland Stone combines warm beige and mid-grey tones, perfect for a modern country feel - an ideal combination of style and practicality.

**Size:** 305mm x 457mm (12" x 18")

**Thickness:** 2.0mm

**Wear layer:** 0.3mm

**Bevel:** No



Paired with design strip DS12 3mm

## River Marble ST31

Inspired by the organic patterns of marble, this design features intricate details that create a serene and sophisticated atmosphere. The smooth surface and subtle variations in colour offer depth and texture.

**Size:** 305mm x 457mm (12" x 18")

**Thickness:** 2.0mm

**Wear layer:** 0.3mm

**Bevel:** No

# Light & cool

Fresh and understated, light cool tones bring an airy elegance to any space. With their soft, natural palette and calming presence, these stones create a clean, contemporary feel that's effortlessly timeless.




Frosted Marble  
ST26




River Marble  
ST31



Honed Oyster Slate  
ST17



Dove Grey Concrete  
ST21



Honed Pebble Slate  
ST20




Smoked Concrete  
ST22



# Refined & cool

Refined and cool tones offer an earthy, understated look with rugged, industrial character. Their muted shades create a raw yet balanced atmosphere, perfect for spaces that embrace natural textures and effortless style.




Lunar Limestone  
ST32



Grey Riven Slate  
ST16



Cumbrian Stone  
ST14



Black Riven Slate  
ST15





Paired with design strip DS10 3mm

STONE

## Cumbrian Stone ST14

Cumbrian Stone, combines smoky charcoal and carbon tones. Because of its darker colouring and durability, this floor is very practical for busy homes with pets and children.

**Size:** 305mm x 457mm (12" x 18")

**Thickness:** 2.0mm

**Wear layer:** 0.3mm

**Bevel:** No



Venetian Slate VGT2423




Volcanic Black VGT2406



Palazzo Marble VGT2413



Pebble Grey VGT2410



Milanese Slate VGT2420

# Van Gogh

STONE

Karndean Van Gogh's stone-effect floors combine the timeless elegance of natural stone with modern practicality and lasting performance.



Paired with design strip DS24 3mm



## Tortora Breccia Marble VGT3018

Inspired by the raw beauty of original Italian breccia, where tiny pieces of rock become embedded in the marble as it forms. The design has off-beige tones suitable for any contemporary home.

**Size:** 457mm x 915mm (18" x 36")

**Thickness:** 3.0mm

**Wear layer:** 0.55mm

**Bevel:** Micro



# Light & neutral


Soft and timeless, light neutral tones bring an airy, understated elegance to any space, creating a clean, open look that pairs beautifully with any décor.




Venetian Slate  
VGT2423



Dove Castello Marble  
VGT2418



Cotswold Stone  
VGT2405




Tortora Breccia Marble  
VGT3018



## Make it your own

A design strip can change the overall look of your floor, whether it's paired with a stone effect tile for a grout look, or with a wood plank to accentuate each plank and emulate floorboards - the choice is yours! Our design strips can be used across all gluedown ranges to create keyline or tram borders around the edge of your room for a subtle design feature to frame the space or for more of a statement, incorporate a decorative border.



# Light & cool


Fresh and understated, light cool tones bring an airy elegance to any space. With their soft, natural palette and calming presence, these stones create a clean, contemporary feel that's effortlessly timeless.



Palazzo Marble  
VGT2413



Bianco Breccia Marble  
VGT3021




Frosted Stone  
VGT2401



Luna Breccia Marble  
VGT3020



Roman Slate  
VGT2422



Grigio Breccia Marble  
VGT3019





Paired with design strip DS25 3mm



STONE

## Bianco Breccia Marble VGT3021

Inspired by the raw beauty of original Italian breccia. The large scale of this design unapologetically presents the natural variation of this marble design with off-white tones suitable for any modern home.

**Size:** 457mm x 915mm (18" x 36")

**Thickness:** 3.0mm

**Wear layer:** 0.55mm

**Bevel:** Micro



Paired with design strip DS10 3mm



## Tuscan Slate VGT2421

A contemporary Italian beige slate with subtle variation to offer a clean finish with slight flecks of tonal colour to add depth and interest.

**Size:** 457mm x 610mm (18" x 24")

**Thickness:** 3.0mm

**Wear layer:** 0.55mm

**Bevel:** Micro

# Mid & cool


Subtle mid-cool tones strike a perfect balance, sleek and sophisticated with a calm, modern edge that enhances contemporary spaces with quiet confidence.



Grey Castello Marble  
VGT2417



Urban Grey  
VGT2402



Metro Grey  
VGT2403



Pebble Grey  
VGT2410



Bronze Castello Marble  
VGT2416



Tuscan Slate  
VGT2421



## Dark & cool


Striking and sophisticated, dark cool stone brings a bold, modern edge. Its moody elegance and refined texture ground any space with effortless, architectural grace.



Volcanic Black  
VGT2406



Graphite Castello Marble  
VGT2419



Milanese Slate  
VGT2420



### *Laid for impact*

Our rectangular tiles can be laid in many different ways to add interest to your room. This grid pattern offers a more contemporary feel. See page 15 for more laying pattern ideas.



## Graphite Castello Marble VGT2419

Graphite Castello Marble is the darkest take on this naturally earthy design. Its deep grey tone brings a moody, refined feel, softened by delicate, understated veining.

**Size:** 457mm x 610mm (18" x 24")


**Thickness:** 3.0mm

**Wear layer:** 0.55mm

**Bevel:** Micro



■ Silk Travertino LM37



■ Canberra Slate LM06  
with DS15 3mm



■ Verona Quartzite LM48  
with DS10 10mm



■ Pavimento Bianco LM42



■ Caliza Classico LM39



■ Rose Onyx LM36



# Art Select

Art Select stone floors capture the elegance of the world's most beautiful natural stones, offering lasting durability and effortless upkeep for stylish living.



## Calacatta d'Oro LM33

Inspired by Italy's rare Calacatta Borghini marble, our Calacatta D'Oro design captures its distinctive grey and gold veining. The result is a luxurious, sophisticated look that brings timeless elegance to your home.

**Size:** 457mm x 915mm (18" x 36")

**Thickness:** 3.0mm

**Wear layer:** 0.7mm

**Bevel:** Standard



# Light & soft

Light and soft stones offer a refined elegance with their delicate tones and smooth finishes. This premium collection creates serene, sophisticated spaces that balance subtle beauty with timeless luxury.




Calacatta d'Oro  
LM33



Champagne Travertino  
LM38



Pavimento Crema  
LM40



Sabbia Ceppo  
LM44



Brezza Ceppo  
LM43



Rose Onyx  
LM36



# Light & cool

Cool, pale hues offer a fresh, contemporary feel, perfect for brightening rooms with modern style and giving smaller spaces a crisp, spacious appearance.



Doric Marble  
LM32



Pearl Onyx  
LM35



Silk Travertino  
LM37



Pavimento Bianco  
LM42



Brenner Quartzite  
LM47



## Edge with style

All products in our Art Select range feature a bevelled edge. Lay side by side to showcase the intricate details and high-quality craftsmanship, or accentuate each tile by combining with a complementary design strip.



## Pearl Onyx

LM35



Also available in  
Rose and Black

Our Pearl Onyx design is inspired by the semi-precious onyx gemstone. In nature, white onyx free of dirt and other imperfections is difficult to procure – thus making it highly valued.

**Size:** 457mm x 915mm (18" x 36")

**Thickness:** 3.0mm

**Wear layer:** 0.7mm

**Bevel:** Standard






## Our inspiration

Originally quarried in 19th century Italy, this bluey-grey ornamental stone was only sold locally for houses. "Ceppo" translates to 'rock with pebbles', the main aesthetic feature of this design which forms naturally from a mixture of fragmented stones, leaning to the very high end of beautiful and highly aspirational terrazzo styles. Modern architects have recognised its appeal and versatility and it is now seen as a modern material for interiors.



## Naturale Ceppo

LM45

 Also available in Brezza and Sabbia

Inspired by a terrazzo-like stone sourced from an Italian quarry, Naturale Ceppo is an icy blue-grey design that makes a statement in large 18" x 36" tiles.

**Size:** 457mm x 915mm (18" x 36")

**Thickness:** 3.0mm

**Wear layer:** 0.7mm

**Bevel:** Standard

# Mid & neutral

The ultimate all-rounder...Mid-neutrals strike the perfect balance. Not too light, not too dark, just right for creating calm, versatile spaces with effortless style.



Caliza Classico  
LM39



Ionic Marble  
LM30



Pavimento Grigio  
LM41



Cambric Stone  
LM46



Naturale Ceppo  
LM45



Corris Slate  
LM22



STONE

# Dark & dramatic


Rich, dark tones exude depth and luxury, instantly elevating interiors with bold contrast and a sense of refined, timeless sophistication.



Melbourne Slate  
**LM05**



Verona Quartzite  
**LM48**




Canberra Slate  
**LM06**



Black Onyx  
**LM34**



Lago Quartzite  
**LM49**



Corinthian Marble  
**LM31**







## Lago Quartzite

LM49



Also available in  
Brenner and Verona

Lago Quartzite offers a marble-like appearance to luxury vinyl flooring. Intense blue-ish hues and the undulating form of the original stone, sourced from a quarry in the Alps, provide depth and character.

**Size:** 457mm x 610mm (18" x 24")

**Thickness:** 3.0mm

**Wear layer:** 0.7mm

**Bevel:** Standard

“Pattern is the glue  
that holds a room  
together”

**Charlotte Moss**  
American Interior Designer

At a glance. . . . .	140
Heritage Collection . . . . .	143
Kaleidoscope. . . . .	155





# Abstract

ABSTRACT

# At a glance

Start with this quick guide to our full Abstract range, grouped into two distinctive collections to help you explore your options with ease.





■ Marrakesh SP220

ABSTRACT



■ Clifton CLIF-04




■ Mayfair MAYF-01



■ Lansdown LANS-02



■ Montpellier MONT-01



■ Montpellier MONT-06

# Heritage Collection

The Heritage Collection brings classic Victorian-inspired patterns to life with the durability and ease of modern flooring. Timeless design, reimagined for today.



Montpellier  
**MONT-01**

With a mix of octagonal tiles and square insets in a traditional colour combination of Lace and Nero, the striking Montpellier creates an opulent focal point in any room.

**Thickness:** 2.5mm

**Wear layer:** 0.5mm

**Bevel:** Micro



# Montpellier

Inspired by classic French design, the Montpellier collection features striking geometric patterns in timeless monochrome. Ideal for hallways, bathrooms, or statement spaces, it combines heritage charm with modern durability, bringing refined elegance and historic character to contemporary homes.



Montpellier  
**MONT-01**



Montpellier  
**MONT-02**



Montpellier  
**MONT-03**



Montpellier  
**MONT-04**



Montpellier  
**MONT-05**



Montpellier  
**MONT-06**



Montpellier  
**MONT-07**



Montpellier  
**MONT-08**



Montpellier  
MONT-06

For a bold contemporary statement, Montpellier's striking mix of octagonal tiles and square insets presents opulent neo-classical style in this combination of Azure and Lace.

**Thickness:** 2.5mm

**Wear layer:** 0.5mm

**Bevel:** Micro



Clifton  
CLIF-01

In a classic monochrome combination of Nero and Lace, Clifton's timeless design recreates the classic elegance of Victorian and Regency homes.

**Thickness:** 2.5mm

**Wear layer:** 0.5mm

**Bevel:** Micro

# Clifton

Charming and classic, the Clifton collection features clean, understated patterns inspired by Victorian elegance. Perfect for adding subtle heritage character with a fresh, refined twist, ideal for modern living with a timeless soul.



Clifton  
**CLIF-01**



Clifton  
**CLIF-02**



Clifton  
**CLIF-03**



Clifton  
**CLIF-04**

# Lansdown

Graceful and sophisticated, Lansdown showcases delicate patterns inspired by traditional parquet flooring. It blends classic heritage charm with contemporary durability, perfect for elevating any space with timeless style.



Lansdown  
LANS-01



Lansdown  
LANS-02



Lansdown  
LANS-03



Lansdown  
LANS-04



Lansdown  
LANS-02

In a classic monochrome combination of Nero and Lace, Clifton's timeless design recreates the classic elegance of Victorian and Regency homes.

**Thickness:** 2.5mm

**Wear layer:** 0.5mm

**Bevel:** Micro



Mayfair  
**MAYF-01**

In a harmonious colour combination of Dove Grey, Terracotta, Lace, Azure and Nero, Mayfair is an iconic pattern formed of square and triangular tiles.

**Thickness:** 2.5mm

**Wear layer:** 0.5mm

**Bevel:** Micro



# Mayfair

Exuding classic elegance, the Mayfair collection draws inspiration from timeless Victorian floor designs. Its refined patterns and rich textures bring sophisticated heritage style to modern interiors with lasting beauty.



Mayfair  
**MAYF-01**



Mayfair  
**MAYF-02**

## *Edge with style*

All our Heritage Collection designs have complementary borders to add that perfect finishing touch to your room.



Cubix KAL03




Pyramid KAL01




Marrakesh SP220



Pennon KAL04



Woven KAL11



Apex KAL07

# Kaleidoscope

The Kaleidoscope collection transforms flooring into a bold design statement, with geometric patterns that bring creativity and contemporary style to every space.



Apex  
KAL07

With slightly pink and rosy tones throughout, this floor is an unexpected alternative to brown and grey floors and looks great when paired with soft pastel and neutral tones.

**Thickness:** 2.0mm

**Wear layer:** 0.3mm

**Bevel:** No

# Apex


A stunning chevron design, Apex showcases a harmonious blend of light to mid-brown hues, enriched by bold grain details. This striking pattern adds depth and character, elevating any interior with timeless sophistication.



Apex  
KAL06



Apex  
KAL07



Apex  
KAL14

## Design tip

Our design strips can be used to create keyline or tramline borders around the edge of your room for a subtle design feature to frame the space or for more of a statement, incorporate a decorative border. See page 186.

# Hexa, Pennon & Woven

Bold geometric patterns meet subtle grey tones in this design, crafting a captivating three-dimensional effect. Perfect for spacious interiors where the floor commands attention with modern elegance.



Hexa  
**KAL08**



Hexa  
**KAL09**




Pennon  
**KAL04**



Half Pennon  
**KAL05**



Woven  
**KAL11**



Woven  
**KAL12**



Hexa  
KAL09

The contemporary hexagon design paired with the subtle grey tones of Portland Stone and cool white of Balin stone make this Hexa option ideal for adding a modern feel to any space.

**Thickness:** 2.0mm

**Wear layer:** 0.3mm

**Bevel:** No



Casablanca  
SP219

Casablanca presents a non-uniform, patchwork arrangement that incorporates a stylish combination of geometric forms, curves and crests, with a monochrome palette of grey shades.

**Thickness:** 2.5mm

**Wear layer:** 0.55mm

**Bevel:** Micro



# Casablanca & Marrakesh

Dynamic patchwork of geometric shapes, curves, and crests inspired by medieval Spanish architecture. Blending natural earthy tones, it creates a warm, inviting floor with playful, timeless character.



Casablanca  
SP219



Marrakesh  
SP220

## *Our inspiration*

Inspired by the artistic techniques of traditional Moroccan and medieval Spanish architecture, these tiles feature a non-uniform, patchwork arrangement that incorporates a stylish combination of geometric forms, curves and crests. This creative design is available in two subtle yet striking colourways, offering a modern interpretation of these iconic patterns.

# Cubix, Pyramid & Tripoint

These three designs showcase bold geometric patterns that blend modern artistry with architectural precision. From tessellated squares to dynamic angles and harmonious intersections, they bring depth, movement, and contemporary sophistication to any space.



Pyramid  
**KAL01**



Tripoint  
**KAL10**



Cubix  
**KAL02**




Cubix  
**KAL03**



Cubix  
**KAL13**

*See it in your space*

Try out Floorstyle room visualiser.





## Cubix KAL03

Paired with the classic monotoes of Fiore, Corris and Canberra, this classic Cubix design creates a stunning three-dimensional backdrop for a modern interior.

**Thickness:** 3.0mm

**Wear layer:** 0.7mm

**Bevel:** No

We've made it easy to compare and choose, because confident decisions begin with clear options.

Knight Tile .....	166
Van Gogh .....	170
Art Select .....	176
Heritage Collection .....	182
Kaleidoscope .....	183
Decorative borders .....	184
Design strips .....	186
Scotia & skirting .....	187



# Product overview



# Knight Tile Wood

£ Entry Range



Thickness: 2.0mm

Wear layer: 0.3mm

Bevel: No



915mm x 152mm 36" x 6"



White Painted Oak **KP105**



Dutch Limed Oak **KP154**



Wells Acacia **KP160**



Washed Scandi Pine **KP132**



Coastline Oak **KP147**



Washed Character Oak **KP144**



Nordic Limed Oak **KP153**



Lime Washed Oak **KP99**



Natural Studio Oak **KP151**



Norfolk Acacia **KP159**



Rose Washed Oak **KP95**



Natural Character Oak **KP145**



Grey Studio Oak **KP152**



Pale Limed Oak **KP94**



Traditional Character Oak **KP146**



Grey Limed Oak **KP138**



Honey Limed Oak **KP155**



Classic Limed Oak **KP97**



Light Worn Oak **KP104**



Mid Limed Oak **KP96**



Russet Character Oak **KP163**



Quayside Oak **KP148**



Cocoa Limed Oak **KP165**



Nutmeg Limed Oak **KP164**



Duxbury Acacia **KP161**



Mid Worn Oak **KP103**



Aged Oak **KP98**



# Knight Tile Wood

## £ Entry Range



Thickness: **2.0mm**  
 Wear layer: **0.3mm**  
 Bevel: **No**

**457mm x 76mm 18" x 3"**

 Dutch Limed Oak <b>SM-KP154</b>	 Wells Acacia <b>SM-KP160</b>	 Rose Washed Oak <b>SM-KP95</b>	 Traditional Character Oak <b>SM-KP146</b>	 Honey Limed Oak <b>SM-KP155</b>
 Grey Limed Oak <b>SM-KP138</b>	 Washed Character Oak <b>SM-KP144</b>	 Duxbury Acacia <b>SM-KP161</b>	 Pale Limed Oak <b>SM-KP94</b>	 Nutmeg Limed Oak <b>SM-KP164</b>
 Lime Washed Oak <b>SM-KP99</b>	 Cocoa Limed Oak <b>SM-KP165</b>			



Thickness: **4.5mm**  
 Wear layer: **0.3mm**  
 Bevel: **No**

**914mm x 150mm 36" x 6"**

 Dutch Limed Oak <b>SCB-KP154-6</b>	 Washed Character Oak <b>SCB-KP144-6</b>	 Pale Limed Oak <b>SCB-KP94-6</b>
 Grey Limed Oak <b>SCB-KP138-6</b>	 Rose Washed Oak <b>SCB-KP95-6</b>	 Traditional Character Oak <b>SCB-KP146-6</b>
 Lime Washed Oak <b>SCB-KP99-6</b>		

OVERVIEW



Available in gluedown



Available in rigid core



# Knight Tile Stone

£ Entry Range



Thickness: **2.0mm**  
Wear layer: **0.3mm**  
Bevel: **No**

**305mm x 457mm 12" x 18"**




Bath Stone **ST12**



Portland Stone **ST13**



Cumbrian Stone **ST14**



Black Riven Slate **ST15**



Grey Riven Slate **ST16**



Honed Oyster Slate **ST17**



Ivory Riven Slate **ST18**



Honed Pebble Slate **ST20**



Dove Grey Concrete **ST21**



Smoked Concrete **ST22**



Frosted Marble **ST26**



Natural Stone **ST29**



River Marble **ST31**



Lunar Limestone **ST32**



Natural Limestone **ST33**

NEW

NEW

NEW



Thickness: **4.5mm**  
Wear layer: **0.3mm**  
Bevel: **No**


**305mm x 457mm 12" x 18"**



Cumbrian Stone  
**SCB-ST14-18**



Grey Riven Slate  
**SCB-ST16-18**



Ivory Riven Slate  
**SCB-ST18-18**



Honed Pebble Slate  
**SCB-ST20-18**



Dove Grey Concrete  
**SCB-ST21-18**



Frosted Marble  
**SCB-ST26-18**





## *Our inspiration*

Found in the Apuan Mountains in Italy, Calacatta and Carrara marble are currently a dominant style in stone and interior finishes. Typically having a neutral, broken veining and a bright look, both offer an impressive and distinctive style which can be adapted to both classic and contemporary interiors. Our product designers have taken their inspiration from these ancient roman quarries to create our classic marble design available in a 12" x 18" tile.



■ Frosted Marble ST26



Available in gluedown



Available in rigid core




# Van Gogh Wood

££ Mid Range



Thickness: **3.0mm**  
 Wear layer: **0.55mm**  
 Bevel: **Micro**

 **1219mm x 178mm 48" x 7"**



Silver Farmhouse Oak **VGW137T**




Blush Oak **VGW107T**



Light Country Oak **VGW139T**



Light Distressed Oak **VGW111T**



White Washed Oak **VGW80T**



Cool Grey Oak **VGW113T**



Greige Oak **VGW110T**



Frosted Birch **VGW83T**



Distressed Oak **VGW82T**



Misty Grey Oak **VGW112T**



Blond Farmhouse Oak **VGW136T**



Smoked School Cedar **VGW138T**



Country Oak **VGW81T**



Natural Prime Oak **VGW115T**



French Oak **VGW85T**



Honey Oak **VGW94T**



Natural School Cedar **VGW142T**



Auckland Oak **VGW52T**



Hessian Oak **VGW93T**



Classic Oak **VGW86T**



Wellington Oak **VGW53T**




Smoked Oak **VGW70T**



Walnut **VGW87T**



Ebony **VGW89T**


 **711mm x 178mm 28" x 7"**




Grey Brushed Oak **SM-VGW120T**



Warm Brushed Oak **SM-VGW121T**



Neutral Brushed Oak **SM-VGW126T**



Texas White Ash **SM-VGW8105**




Canadian Urban Oak **SM-VGW8116**



Texas Grey Ash **SM-VGW8239**



Golden Brushed Oak **SM-VGW122T**

 **457mm x 114mm 18" x 4.5"**



Canadian Nude Oak  
**SM-VGW8117**



Croftmore Oak  
**SM-VGW8240**



Hayfield Oak  
**SM-VGW8241**



Glenmore Oak  
**SM-VGW8237**



Avimore Oak  
**SM-VGW8242**



Antique French Oak  
**SM-VGW8110**




# Van Gogh Wood

££ Mid Range



Thickness: **3.0mm**  
 Wear layer: **0.55mm**  
 Bevel: **Micro**

 **1422mm x 228mm 56" x 9"**



Texas White Ash **VGW8105**



Canadian Nude Oak **VGW8117**




Neutral Brushed Oak **VGW126T**



Warm Ash **VGW8103**



Grey Brushed Oak **VGW120T**



Canadian Urban Oak **VGW8116**



Shadow Oak **VGW124T**



Warm Brushed Oak **VGW121T**




Texas Grey Ash **VGW8239**



Baltic Limed Oak **VGW8111**



Baltic Washed Oak **VGW8101**



English Character Oak **VGW8115**



Washed Grey Ash **VGW8104**



Croftmore Oak **VGW8240**



Aviemore Oak **VGW8242**



Golden Brushed Oak **VGW122T**



Hayfield Oak **VGW8241**



Glenmore Oak **VGW8237**



Smoked Butternut **VGW8107**



Salvaged Barnwood **VGW123T**



Baltic Mistral Oak **VGW8112**



Antique French Oak **VGW8110**

OVERVIEW



Available in gluedown



Available in rigid core



# Van Gogh Wood

££ Mid Range



Thickness: **6.5mm**  
 Wear layer: **0.55mm**  
 Bevel: **Micro**

**1420mm x 225mm** 56" x 9"

**708mm x 177mm**  
28" x 7"



Texas White Ash **RKP8105**



Canadian Nude Oak **RKP8117**



Grey Brushed Oak  
**SM-VGW120T-RKP**



Warm Ash **RKP8103**




Canadian Urban Oak **RKP8116**



Warm Brushed Oak  
**SM-VGW121T-RKP**



Warm Brushed Oak **VGW121T-RKP**



Grey Brushed Oak **VGW120T-RKP**



Texas White Ash  
**SM-VGW8105-RKP**



Golden Brushed Oak **VGW122T-RKP**



Baltic Washed Oak **RKP8101**



Canadian Urban Oak  
**SM-VGW8116-RKP**



English Character Oak **RKP8115**



Washed Grey Ash **RKP8104**



Golden Brushed Oak  
**SM-VGW122T-RKP**



Baltic Limed Oak **RKP8111**



Smoked Butternut **RKP8107**



Salvaged Barnwood **VGW123T-RKP**



Baltic Mistral Oak **RKP8112**



Antique French Oak **RKP8110**



## *Our inspiration*

The marvellous rusticity and rotary saw markings of this salvaged American timber create an unmistakably unique floor with unlimited potential. The heavy tonal shifts within this product, created by an elongated period of dehydration, have been enhanced by layers of natural, hand-applied finishing oils. These oils strengthen the underlying brunette tones that allow the vibrancy of the sawn features to become more pronounced. The final bright sandy colours, deep browns, blue hues and dark greys beautifully illuminate these expressive grain structures in high definition.



■ Salvaged Barnwood VGW123T-RKP



Available in gluedown



Available in rigid core



# Van Gogh Stone

££ Mid Range




Thickness: **3.0mm**  
 Wear layer: **0.55mm**  
 Bevel: **Micro**



**457mm x 610mm 18" x 24"**




Palazzo Marble **VGT2413**




Venetian Slate **VGT2423**




Dove Castello Marble **VGT2418**



Frosted Stone **VGT2401**



Cotswold Stone **VGT2405**



Metro Grey **VGT2403**



Grey Castello Marble **VGT2417**




Bronze Castello Marble **VGT2416**




Roman Slate **VGT2422**




Pebble Grey **VGT2410**



Tuscan Slate **VGT2421**



Graphite Castello Marble **VGT2419**



Urban Grey **VGT2402**



Volcanic Black **VGT2406**



Milanese Slate **VGT2420**



# Van Gogh Stone

££ Mid Range



Thickness: **3.0mm**  
Wear layer: **0.55mm**  
Bevel: **Micro**

**457mm x 914mm 18" x 36"**

**178mm x 711mm**  
**7" x 28"**



Bianco Breccia Marble **VGT3021**



Luna Breccia Marble **VGT3020**



Palazzo Marble **SM-VGT2413**



Tortora Breccia Marble **VGT3018**



Grigio Breccia Marble **VGT3019**




Thickness: **6.5mm**  
Wear layer: **0.55mm**  
Bevel: **Micro**


**457mm x 600mm 18" x 24"**




Frosted Stone **RKT2401**




Urban Grey **RKT2402**



Metro Grey **RKT2403**



Cotswold Stone **RKT2405**



Volcanic Black **RKT2406**

OVERVIEW



Available in gluedown



Available in rigid core



# Art Select Wood

£££ Premium Range



Thickness: **3.0mm**  
 Wear layer: **0.7mm**  
 Bevel: **Standard**

**1422mm x 228mm 56" x 9"**



Pale Artisan Oak **RL32**



Mountain Oak **RL22**



Clay Artisan Oak **RL29**



Savannah Oak **RL23**



Glacier Oak **RL21**



Golden Artisan Oak **RL31**



Basque Oak **RL26**



Dune Oak **RL24**



Dove Artisan Oak **RL30**



Prairie Oak **RL20**



Bellota Oak **RL27**



Serrano Oak **RL28**



Grey Artisan Oak **RL33**



Reclaimed Chestnut **EW21\***

**711mm x 114mm 28" x 4.5"**



Basque Oak **SM-RL26**



Bellota Oak **SM-RL27**



Serrano Oak **SM-RL28**

**915mm x 152mm 36" x 6"**



Morning Oak **HC02**




Dawn Oak **HC01**



Hickory Nutmeg **EW03**



Hickory Peppercorn **EW02**



Midnight Oak **HC06**





# Art Select Wood

£££ Premium Range



Thickness: **3.0mm**  
 Wear layer: **0.7mm**  
 Bevel: **Standard**

**1219mm x 178mm 48" x 7"**



Cotton Oak **RL38**



Damask Oak **RL35**



Spring Oak **RL01**



Canvas Oak **RL34**



Salon Oak **RL13**



Summer Oak **RL02**



Storm Oak **RL12**



Merino Oak **RL36**



Spanish Cherry **RL05**



Tweed Oak **RL37**

**1219mm x 114mm 48" x 4.5"**



Canterbury Ash **RL41\***



Limed Linen Oak **RL47\***



Natural Oak **RL48\***



Castle Hill Ash **RL39\***



Tolsford Ash **RL42\***



Canyon Oak **RL25\***



Limed Silk Oak **RL46\***



Summerhouse Ash **RL40\***



Available in gluedown



Available in rigid core



# Art Select Wood

£££ Premium Range



Thickness: **3.0mm**  
 Wear layer: **0.7mm**  
 Bevel: **Standard**

**457mm x 76mm 18" x 3"**



Clay Artisan Oak **SM-RL29**



Glacier Oak **SM-RL21**



Dove Artisan Oak **SM-RL30**



Dune Oak **SM-RL24**



Mountain Oak **SM-RL22**



Savannah Oak **SM-RL23**




Golden Artisan Oak **SM-RL31**



Prairie Oak **SM-RL20**


**228mm x 76mm 9" x 3"**




Storm Oak  
**AP07**




Spring Oak  
**AP01**




Salon Oak  
**AP08**



Morning Oak  
**AP06**



Dawn Oak  
**AP02**



Spanish Cherry  
**AP05**



Midnight Oak  
**AP03**


**114mm x 114mm / 305mm x 76mm**  
 4.5" x 4.5" / 12" x 3"



Storm Oak  
**SBW-RL12**



Spring Oak  
**SBW-RL01**




Dawn Oak  
**SBW-HC01**

**114mm, 152mm and 228mm**  
 4.5", 6" and 9" widths and various lengths



Reclaimed Chestnut **RPL-EW21\***



## *Our inspiration*

The original boards that inspired our Reclaimed Chestnut were sourced from an Ohioan reclamation yard and our product designers were instantly enamoured by its strong variation and characterful appearance. Salvaged from floor joists, granary boards and roof rafters of traditional American barns and factories, the near extinction of the species in the early 20th Century, and subsequent national restriction on felling, means that American chestnut timber is now only available as a reclaimed material and is one of the rarest varieties of reclaimed hardwood. The distinctive and natural features of Chestnut, along with the nail holes and raft marks, makes for a desirable flooring in both traditional and contemporary settings.



■ Reclaimed Chestnut EW21



Available in gluedown



Available in rigid core



**457mm x 915mm 18" x 36"**



Calacatta d'Oro **LM33**



Champagne Travertino **LM38**




Sabbia Ceppo **LM44**



Pearl Onyx **LM35**




Rose Onyx **LM36**




Brezza Ceppo **LM43**




Silk Travertino **LM37**




Pavimento Crema **LM40**



Naturale Ceppo **LM45**



Caliza Classico **LM39**



Pavimento Bianco **LM42**



Black Onyx **LM34**



Pavimento Grigio **LM41**




# Art Select Stone

£££ Premium Range



Thickness: **3.0mm**  
 Wear layer: **0.7mm**  
 Bevel: **Standard**


**457mm x 457mm 18" x 18"**



Doric Marble **LM32**



Ionic Marble **LM30**



Corinthian Marble **LM31**

**457mm x 610mm 18" x 24"**



Brenner Quartzite **LM47**



Cambric Stone **LM46**



Corris Slate **LM22**



Verona Quartzite **LM48**



Melbourne Slate **LM05**



Lago Quartzite **LM49**



Canberra Slate **LM06**

OVERVIEW



Available in gluedown



Available in rigid core



Montpellier **MONT-01**



Montpellier **MONT-02**



Montpellier **MONT-03**



Montpellier **MONT-04**



Montpellier **MONT-05**



Montpellier **MONT-06**



Montpellier **MONT-07**



Montpellier **MONT-08**



Clifton **CLIF-01**




Clifton **CLIF-02**



Clifton **CLIF-03**



Clifton **CLIF-04**




Lansdown **LANS-01**




Lansdown **LANS-02**




Lansdown **LANS-03**



Lansdown **LANS-04**



Mayfair **MAYF-01**



Mayfair **MAYF-02**



# Kaleidoscope

£££ Premium Range



Apex **KAL06**



Apex **KAL07**



Apex **KAL14**



Pyramid **KAL01**



Cubix **KAL02**



Cubix **KAL03**



Cubix **KAL13**



Tripoint **KAL10**



Hexa **KAL08**




Hexa **KAL09**



Pennon **KAL04**




Half Pennon **KAL05**



Woven **KAL12**



Woven **KAL11**



Casablanca **SP219**



Marrakesh **SP220**

OVERVIEW



Available in gluedown




Available in rigid core

# Decorative borders

Border		use with...	made up of...	width
Dark Mackintosh		■ ST13	ST14/ST13/DS10	2"
		■ ST14	ST14/ST13/DS10	2"
Diamond		■ ST26	ST27/SM-ST28	2"
Domino		■ KAL11	SP111/SP211*	4"
Domino		■ KAL12	WP311/WP318*	4"
Light Mackintosh		■ ST13	ST13/ST14/DS10	2"
		■ ST14	ST13/ST14/DS10	2"
Light Mosaic		■ ST12	ST11/ST12/ST13/DS10	1"
		■ ST13	ST11/ST12/ST13/DS10	1"
Mosaic		■ ST15	ST15/ST17/ST19/DS12	1"
		■ ST17	ST15/ST17/ST19/DS12	1"

\*Kaleidoscope only product





Border		use with...	made up of...	width
Quadrant		RL20	RL20	2"
Quadrant		RL21	RL21	2"
Quadrant		RL22	RL22	2"
Quadrant		RL23	RL23	2"
Quadrant		KP94	KP94	2"
Quadrant		KP138	KP138	2"
Quadrant		KP153	KP153	2"
Quadrant		KP154	KP154	2"
Quadrant		KP155	KP155	2"
Tramline		ST26	ST27/SM-ST28	1"
Tramline		ST26	ST27/SM-ST28	1"
Windsor		ST15	ST15/DS12	2"
Windsor		ST16	ST16/DS12	2"
Windsor		ST17	ST17/DS12	2"
Windsor		ST15	ST15/ST17/ST19/DS12	2"
		ST17	ST15/ST17/ST19/DS12	2"

# Design strips



Design strip		compatible with	widths
Blond DS02			
Honey DS03			
Coffee DS04			
Russet DS05			
Chocolate DS06			
Ebony DS07			
Shadow DS26			
Chalk DS10			
Silver DS17			
White Linen DS21			
Concrete DS12			
Cream DS23			
Stone DS14			
Clay DS15			
Graphite DS22			
Feather DS24			
Onyx DS25			
Charcoal DS16			

Available for use with all our gluedown ranges.

3mm, 5mm and 10mm



Grey Riven Slate ST16 with DS10 3mm design strip

# Scotia & skirting



Scotia	Compatible with Van Gogh	
SCO-VGW120T	Grey Brushed Oak	
SCO-VGW121T	Warm Brushed Oak	
SCO-VGW122T	Golden Brushed Oak	
SCO-VGW123T	Salvaged Barnwood	
SCO-RKP8101	Baltic Washed Oak	
SCO-RKP8103	Warm Ash	
SCO-RKP8104	Washed Grey Ash	
SCO-RKP8105	Texas White Ash	
SCO-RKP8107	Smoked Butternut	
SCO-RKP8110	Antique French Oak	
SCO-RKP8111	Baltic Limed Oak	
SCO-RKP8112	Baltic Mistral Oak	
SCO-RKP8115	English Character Oak	
SCO-RKP8116	Canadian Urban Oak	
SCO-RKP8117	Canadian Nude Oak	
SCO-RKT2401	Frosted Stone	
SCO-RKT2402	Urban Grey	
SCO-RKT2403	Metro Grey	
SCO-RKT2405	Cotswold Stone	
SCO-RKT2406	Volcanic Black	

Scotia	compatible with Knight Tile	
SCO-KP94	Pale Limed Oak	
SCO-KP95	Rose Washed Oak	
SCO-KP99	Lime Washed Oak	
SCO-KPI38	Grey Limed Oak	
SCO-KPI44	Washed Character Oak	
SCO-KPI46	Traditional Character Oak	
SCO-KPI54	Dutch Limed Oak	
SCO-ST14	Cumbrian Stone	
SCO-ST16	Grey Riven Slate	
SCO-ST18	Ivory Riven Slate	
SCO-ST20	Honed Pebble Slate	
SCO-ST21	Dove Grey Concrete	
SCO-ST26	Frosted Marble	
SCO-WHITE	White	

Skirting board	compatible with all ranges	
SK100-White	White	



OVERVIEW

Great decisions start with clear information. We've taken care of the hard part, now it's your turn to make it yours...

Caring for your floor . . . . .	190
Sub-floor preparation . . . . .	191
Find a retailer . . . . .	192
Visit our showroom in Evesham . . . . .	193
Get the look . . . . .	194
As seen in . . . . .	196
Karndean Evolve® . . . . .	200





# Information

# Caring for your floor

Karndean flooring is designed to be hardwearing and easy to care for. Our durable K-Guard+® surface treatment helps protect against everyday wear, spills, and scuffs, making maintenance simple. With just regular cleaning and a few easy care tips, you can enjoy the peace of mind that your Karndean floor will stay looking beautiful for years to come.



## Clean

Perfect for everyday cleaning with its pH-neutral formula.



## Remove

Effectively removes stains and excess dirt.



## Refresh

Provides extra protection for your flooring as it ages.

Get your complete Floor Kit or individual solutions within the Karndean website or a Karndean retailer.

## Smart care tips for long-lasting floors

- ✓ Use a damp mop, not steam
- ✓ Choose non-rubber mats
- ✓ Use felt protective pads under furniture
- ✓ Go for a gentle PH-Neutral floor cleaner
- ✓ A deep clean every 6-12 months with Remove and Refresh Karndean Floor cleaners



Scan for more on cleaning & maintenance

# Install with confidence

You've just purchased or are about to purchase a Karndean floor. To ensure a smooth and successful installation, please follow these important guidelines. They are essential not only for achieving the best possible result but also to make sure your floor is fully covered under our warranty.

## Where you can use it?

- Great for kitchens, bathrooms, laundry/utility rooms.
- Suitable for both homes and commercial spaces.
- Not suitable outdoors or in rooms with standing water.

## Before installation

### ☑ Prepare the room

Complete all other work first (e.g. painting, plumbing).  
Maintain room temperature between 18–27°C (65–85°F).  
Keep flooring out of direct sunlight before, during and after installation.

### ☑ Acclimate the flooring

Remove packaging and leave flat for 24 hrs.

### ☑ Check materials

Inspect all planks or tiles for colour, quality, and defects before installation.

Any issues? Contact your retailer before fitting.

## Subfloor matters

For gluedown, your subfloor must be:

Firm • Level • Smooth • Dry • Clean

### ☑ Check moisture:

Gluedown: Moisture must be below 75% RH (or per local standard).

Rigid Core: Moisture must be below 95% RH.

### ☑ Remove or fix:

Carpets, soft flooring, and loose tiles.

Uneven areas or high points.

Adhesives containing asbestos—consult a professional.

### ☑ Underfloor heating:

Allowed with all Karndean flooring, if surface stays below 27°C (85°F).

Follow the heating system manufacturer's guidance.

## Installing your floor

### ☑ Shuffle the planks

To achieve a more natural look, shuffle planks or tiles from multiple boxes before starting.

### ☑ Installing it yourself?

Scan below to follow our step-by-step instructions, or speak to your retailer for expert advice.




## Top tips for laying it right

- ☑ **Prep your subfloor** – clean, dry, flat, and solid
- ☑ **No carpet or soft floors** underneath
- ☑ **Dry areas only** – no constant moisture
- ☑ **Leave expansion gaps** (Rigid Core)
- ☑ **Use approved adhesive** (Gluedown)
- ☑ **Check every plank** – right colour, batch, and no damage

# Find a retailer

We work with trusted retailers across the UK & Ireland who can help you choose the perfect Karndean floor. Many offer product samples, expert fitting services, and personalised guidance.

Scan the QR code below to find out more:





# Visit our showroom in Evesham

Based at our headquarters in Evesham, our showroom has every Karndean product on display, with over 500m<sup>2</sup> of ideas and designs to inspire you.

As well as seeing the full range of Karndean Designflooring point of sale, our trained advisors are on hand to discuss bespoke floor designs.

Our showroom offers 1 to 1 time with a product adviser when a fixed appointment is booked, or you are welcome to swing by without an appointment to browse and collect samples. The showroom also offers virtual appointments via FaceTime or Zoom for those further away and unable to make the journey.

## How to book

Simply call our showroom direct on **01386 820182** or visit **[www.karndean.com/showroom](http://www.karndean.com/showroom)**

### Karndean Showroom

Crab Apple Way,  
Vale Park,  
Evesham,  
Worcestershire  
WR11 1GP

### Opening times:

Monday – Saturday:  
9am - 5.00pm  
Bank Holidays:  
10am - 4.00pm

**Our showroom is open throughout the year with the following exceptions:**

Easter Sunday  
Christmas Day  
Boxing Day  
New Year's Day

# Get the look

## Looking for fresh style ideas?

Discover the latest interior design trends from WGSN to help you create a space that's beautifully on-trend and uniquely yours.



## Nod to nostalgia

### Clash & layer patterns

Mix bold, nostalgic prints across wallpaper, textiles, and furniture for a playful maximalist effect.

### Reimagine florals

Use vintage-inspired florals on unexpected surfaces like tiles and hard furnishings.

### Add handmade touches

Incorporate hand-drawn or artisanal motifs—partner with illustrators or encourage DIY stencil use.

### Fuse past with present

Rework archive prints in new scales or colourways to blend historical charm with modern design.

### Tell a story

Use heirloom-inspired pieces and historical references to evoke memory, warmth, and connection.



## Restorative design

### Prioritise plump & soothing shapes

Use pillowy forms and rounded silhouettes to enhance physical and visual comfort.

### Focus on sensorial calm

Integrate sound-softening features and tactile finishes like curves and textured materials.

### Bring nature in

Use natural materials and botanical motifs to connect with nature and improve indoor air quality.

### Curate mindful colour palettes

Embrace warm browns, soft pinks, and gentle greens to evoke wellness beyond basic neutrals.

### Design for sanctuary

Promote interiors that support rest, reflection, and wellbeing through intentional, comforting elements.



## Organic minimalist

### Embrace Japandi & Zen influences

Prioritise clean lines, balance, and tranquillity with Japanese-inspired forms and layouts.

### Elevate with low-key luxury

Combine natural materials with refined finishes and touches of luxe (e.g., bronze) for a faux-organic feel.

### Keep it simple & natural

Let organic shapes, raw textures, and minimalist silhouettes take centre stage.

### Use warm, grounded neutrals

Stick to pared-back tones—natural whites, soft blacks, terracotta, and linen-inspired hues.

### Add cultural symbolism with care

Introduce subtle folk or talisman-inspired details to create a mindful, handcrafted aesthetic.



## Fun-ctional everyday

### Play with personalised colour

Encourage mix-and-match modular designs that let users customise colour combos for joyful, low-cost personalisation.

### Elevate with bold hardware

Use statement knobs, handles, and fixtures as easy, affordable upgrades—think #JewelleryForTheHome.

### Go tactile & glossy


Combine vibrant hues with playful finishes like powder coating, gloss, or soft-touch surfaces.

### Add playful forms

Soften industrial shapes with curves, scalloped edges, or rounded corners for a “FUNdustrial” feel.

### Design for everyday joy

Infuse function-first items with small, joyful details to spark delight in daily routines.



## Artisanal farmhouse

### Blend rustic with refined

Evolve the classic farmhouse look with touches of Shaker, boho, and woodcraft influence.

### Celebrate wood in all forms

Use painted, stained, or charred finishes like sugi-ban alongside natural grain textures for depth.

### Use understated details

Feature subtle elements like bobbin legs, scalloped shelf brackets, or crafted lamp bases to add quiet charm.

### Champion handmade craftsmanship

Highlight artisanal techniques and collaborate with local or specialist makers to bring authenticity and uniqueness.

### Design for everyday functionality

Focus on honest, well-made pieces that balance practicality with timeless, discreet beauty.

*As seen in...*


## Siobhan Murphy's maximalist living room

Interior designer and TV presenter Siobhan Murphy has infused her 1930s Art Deco home in Castleford, West Yorkshire, with her signature maximalist style. To complement the home's bold patterns and vibrant colours, she selected Karndean's Calacatta d'Oro luxury vinyl flooring. This choice offers the opulent appearance of natural marble, featuring distinctive veining and a luminous finish, while providing the practical benefits of durability and easy maintenance. The flooring's elegance enhances the home's eclectic interiors, marrying classic Art Deco elements with contemporary flair. Siobhan's selection demonstrates how high-performance materials can deliver both aesthetic appeal and functionality, creating a stylish yet livable space.



"Karndean is so authentic that it's impossible to tell the difference, which is lovely as it's great to add back original character using a modern material."

“I love the Basque Oak floor and I’ve recommended Karndean to all my friends for style, practicality and affordability.”



*As seen in...*

## Stephanie Waring’s modern kitchen

Actress Stephanie Waring collaborated with interior designer Lisa Hensby to transform her home into a serene retreat that complements her busy lifestyle. Central to this transformation was the selection of Karndean’s Basque Oak flooring in a herringbone pattern. Inspired by 400-year-old Holm Oak from Spain’s Basque region, this flooring features muted dark knots and a milky wash, offering a tranquil, light-neutral tone. Its authentic wood grain and lightly brushed texture add warmth and sophistication, while its durable, low-maintenance nature suits a modern family home. The herringbone layout enhances visual interest and ensures a cohesive flow throughout the living spaces, marrying timeless design with everyday practicality.






"It's the perfect combination of the aesthetic I wanted and the convenience we need. The result is a realistic floor that's really forgiving and so easy to keep clean."

*As seen in...*

## Beth Sandland's farmhouse bedroom

Lifestyle blogger Beth Sandland has styled her Cotswold home with a modern country look, blending timeless charm with practical choices. Drawing on traditional English interiors, she uses neutral tones, natural textures, and vintage elements to create a warm, inviting feel. With two young children and a dog, Beth prioritises durability and ease of maintenance.

For her bedroom, she chose Karndean's Knight Tile Washed Character Oak, inspired by reclaimed Amsterdam sawmill planks. Its muted taupe tones, rustic grain, and authentic character complement her aesthetic while offering long-lasting performance—proving a stylish home can still suit busy family life.



Washed Character Oak KP144


*As seen in...*

## Emma's Edwardian forever home

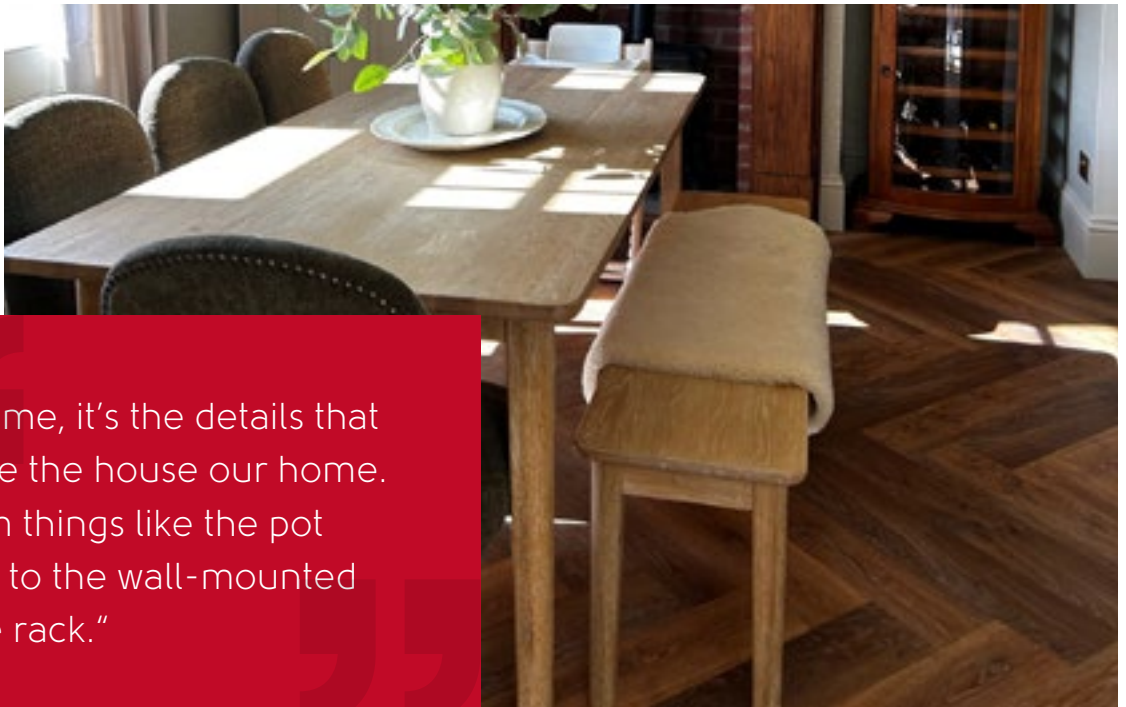
When Emma Bowman, together with her husband James, daughters Darcey and Phoebe, and their pets, bought their Edwardian home in Bath two years ago, they knew they had a major project on their hands.

From restoring original features and structural alterations to create a more family friendly layout to sympathetic decoration that both reflects the Bowman family's lifestyle and respects the Edwardian grandeur of the house, their forever home has been a labour of love.

A calming neutral colour scheme in soft creams, warm browns and gentle greens runs throughout the house, with additional feature walls in period wallpaper, interesting textures and mini 'vignette' display nooks.



Classic Limes Oak KP97



"For me, it's the details that make the house our home. From things like the pot filler to the wall-mounted wine rack."

# It's a new day

And we're ready to create a better tomorrow!


It's a continuing journey, and there are no shortcuts. But we know now is the time for everyone to begin taking bigger steps. Ours is a promise to think differently, act decisively, and create real change.

#### **It's a promise to Evolve.**

Five decades ago, our family-owned business was founded on innovation, bold action and a pioneering spirit. Fifty years later, these same ideals guide us forward. Because the future demands change.

#### **It's time to create a better tomorrow.**

Learn more about how we have established science-based targets for greenhouse reduction, our partnership with the Anti-Greenwash charter and our own standards to ensure green claims made about our products and services are fair and substantiated.



#### **Confront climate change**

Our products prioritise sustainability through remarkable longevity, with a guaranteed service life of 35 years for residential use. This extended durability has a significant positive environmental impact over time, promoting a more eco-friendly future.



#### **Inclusion & diversity**

We prioritise equity, inclusivity, and diversity, fostering them through engagement and education. In our workplace, we celebrate everyone's contributions as responsible corporate citizens. These values influence our environmental policies, responsible sourcing/trading, and contributions to communities. Our founder's principles still shape our commitment to responsible operations.





## Health & wellbeing

Our products prioritise wellbeing, surpassing mere aesthetics. Free from harmful substances like heavy metals and unsafe phthalates, they're certified for indoor air quality post-installation. Our dedication to healthy interiors extends to using water-based or solvent-free adhesives, minimizing VOC emissions. Your health and comfort are central to our designs.



## Sustainable use of resources

We prioritise the use of recycled materials in our products, with all of them incorporating up to 50% recycled PVC in their backing layers, sourced from post-production waste. We validate our contribution to reducing landfill and promoting recycling.



## Supply chain transparency

Third-party certifications for environmental and social responsibility, including fair treatment and safe conditions for workers. Our factories prioritise recycled materials and recyclability, to eco-friendly product packaging, setting the benchmark for environmental responsibility. Certified manufacturing adhering to ISO 14001 and ISO 9001 standards.



## Education

We educate employees about the importance of sustainability, helping them understand what role they play and devise new ways of working. By conducting CPD classes, we actively contribute to the training of professionals in the design, construction, and built industries.



Discover  
**Karndean**  
Evolve®








**Karndean**  
Designflooring



Visit our website to order samples or to find a retailer:  
[www.karndean.com](http://www.karndean.com)

Tel: **01386 820200**  
Email: [info@karndean.co.uk](mailto:info@karndean.co.uk)

-  Like us on Facebook **KarndeanUK**
-  Follow our boards on Pinterest **KarndeanUK**
-  Follow us on Instagram **Karndean\_UK**
-  Follow us on Youtube **KarndeanDesignfloors**
-  Follow us on TikTok **Karndean\_UK**

#### Colour and Pattern Reproduction

We are careful to make sure our brochures are accurate and printed to very high standards, but photography and printing cannot always create a perfect representation of our products. For this reason we strongly recommend that you look at a sample of any product you are considering before placing your order.

All of our products are inspired by things we have seen in the natural world. Just as variation in colour and detail is part of the unique beauty of natural materials, it is also a feature of many of our designs. This means that with some of our products you will see natural variation when your floor is laid.

This page: ■ Grey Riven Slate **ST16** | Front cover: ■ Nutmeg Limed Oak **KP164**



Karndean Designflooring and the Karndean Designflooring logo are trademarks of Karndean International Ltd. Registered in England No. 01612506 © Karndean International 2025.

CONSBROCH20 | KD8743JK